

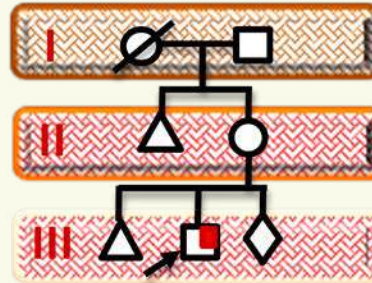
All India Institute of Medical Sciences Rishikesh (AIIMSR)
Department of Paediatrics

Rishi Vansh

Volume 3, Issue 20, January 2022

From the desk of Editor

The Department of Paediatrics is publishing a monthly newsletter for faculty & residents. The newsletter is related to genealogical parlance & a deliberate attempt to enhance awareness for genetic disorders with recent updates.



Editorial Board

Chief Patron

Prof. Arvind Rajwanshi
(Executive Director)

Patron

Prof. Manoj Gupta (Dean academic)

President

Prof. N. K. Bhat (HOD)

Editor

Dr. Prashant Kumar Verma

Asso. Editor

Dr. Swathi Chacham

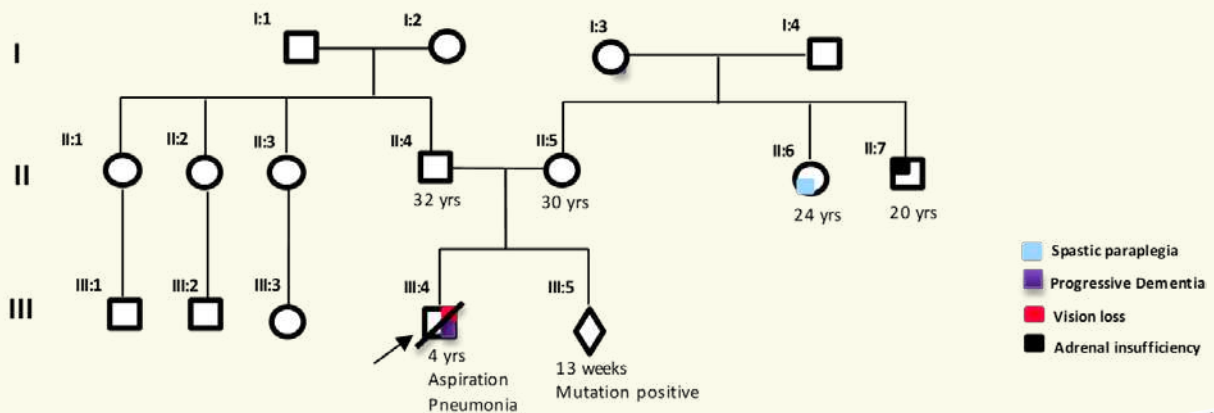
Assi. Editors

Dr. Vinod Kumar

Dr. Pooja Bhadoria

Inherited Metabolic Diseases

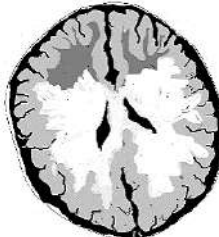
Neurometabolic/Intellectual Disability/ X-Linked/ Adrenoleukodystrophy (ALD)



Characteristics clinical features

Parieto-occipital region

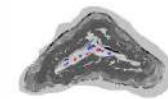
Symmetric enhanced signal in T2



Primary adrenocortical insufficiency

+/- variable degree of neurologic abnormality

Targeted organs by raised VLCFA



Insight:

1. What is the clinical phenotypic spectrum of ABCD1 disease & age-related phenotypic variation?
2. What is the three-tiered algorithm panel for Newborn screening of ALD?
3. What will be the counselling plan for case III:5?
4. How would you counsel the case II:5? Are there any specific investigation guidelines for her?
5. What is "Lorenzo's oil"?

Plausible tenets:

Gene: ATP-Binding Cassette Sub-Family D Member 1; ABCD1 (Xq28); 19.905 kb, 10 Exons & 16 domains

- **Belong to ATP-binding cassette (ABC) transporters (Superfamily) which transport various molecules**
- ABCD7/CFTR also belong to the same family & excess expression had been noticed in cancers
- **Function:** Protein (745 AA) **Subfamily ALD** that transport free very-long-chain fatty acids (VLCFAs) as well as their CoA-esters across the peroxisomal membrane; β -oxidation of fatty acids(FA); elongation of microsomal FA
- Severe phenotypes occur with missense mutations in comparison to large deletions
- X linked inheritance (95 % familial & 4.1 % de novo mutations)& affected females with less severity
- ABCD2 & 3 are the other ATP-binding cassette (ABC) transporters in the peroxisomal membrane
- **<1% obligate carrier might have a negative molecular test by leukocyte DNA** due to germline mosaicism

Clinical phenotypes: A lipid-storage disease with Triad of **myelin, adrenal cortex** and, the **Leydig cells** involvement,

- **Phenotypes**
 - **Symptom set 1** (childhood cerebral forms; ~35% of affected individuals) after 3 years of age, **Symptom set 2** (adrenomyeloneuropathy [AMN]; ~40%-45%) in twenties or middle age, **Symptom set 3** (Addison disease only; ~10%) between 2 years to adulthood, **Symptom set 4 to 7** (variable symptoms & more complex neurological picture like **localized signs or psychiatric disorders**), **Symptom set 8** - do not have any symptoms
- Inter & intrafamilial phenotypic variability very common, especially age of onset, so unpredictable phenotype even after genotyping; disease severity directly correlated with VLCFA levels which increase with time
- R: As per guidelines, MRI & adrenal function tests need to be done **repeatedly** & Hematopoietic stem cell transplantation (HSCT) for an asymptomatic case (**early stage**). Lorenzo's oil is still used as a **trial therapy**. Gene therapy under trial

- In late 1980s, first time used by parents (**Augusto & Michaela Odone**) for their ALD kid named **Lorenzo Odone**

- **Lorenzo's oil** - Mix of glyceryl trioleate & glyceryl trierucate (4:1) prepared from **rapeseed & olive oil**, **might inhibit endogenous VLCFA synthesis**

- **Better** to start in pre-symptomatic results

- **February 2016**, added in Newborn screening panel in USA as **three-tiered algorithm**



Very long chain fatty acids (VLCFA): fatty acid with ≥ 22 carbons atoms

- Raised, in defective metabolism by peroxisomes **or** increase synthesis **or** both as in ALD
- Concentration of C26:0, C24:0/ C22:0 & C26:0/C22:0 is increased
- Raised C26:C22 fatty acids - indicator for peroxisomal dysfunction
- 20 % carrier female have normal level

Age wise phenotypic presentation with variable adrenal insufficiency

Boys	Young or middle-aged men	Adult women
Progressive dementia & behavioral disorders, loss of vision & coordination	Progressive spastic paraparesis, & sexual dysfunction, behavioral changes	Slowly progressive spastic paraparesis & peripheral neuropathy

Standard **Three-tiered algorithm** of Newborn screening: (It could be modified if needed)

1st: Biochemical test used as in routine for NBS have low cut off value of biochemical marker (BCM) for increased sensitivity [a high-throughput technique as FIA-MS/MS*]

2nd: Biochemical test with definitive cut off value of BCM has increased specificity as **HPLC-MS/MS#**

3rd: Genomic study for confirming the diagnosis

*FIA-MS/MS- Flow injection analysis tandem mass spectrometry, #- HPLC- high-performance liquid chromatography

Genetic counselling for case II:5 & III:5 -

Step 1: Confirm the Phenotype in II:6 & II:7

Step 2: Explain the disease phenotypes & **pleiotropy** (effect of various unrelated body systems due to a disease)

Step 3: Discuss possible disease course & management plan alongside their limitation

Step 4: Family should be given time to discuss & imbibe; & follow up appointment

Step 5: Psychological referral

Thought Riveting:

- 🔗 **Is there any accurate phenotypic predictor for a specific ABCD1 gene mutation?**
- 🔗 **What could be the different modifier pathways for the variable phenotype of ALD among females?**
- 🔗 **Can there be separate newborn screening strategies for low resource centers for ALD?**
- 🔗 **What is the alteration in cell membrane function with high-level circulatory VLCFA?**
- 🔗 **How is an alteration in the plasma membrane microviscosity beneficial in early or late-onset metabolic syndromes?**
- 🔗 **Theoretically, what other disorders could benefit from "Lorenzo's oil"?**