



अखिल भारतीय आयुर्विज्ञान संस्थान, ऋषिकेश-249203  
All India Institute of Medical Sciences, Rishikesh-249203  
केंद्रीय भंडार/ Central Store

[spcso@aiimsrishikesh.edu.in](mailto:spcso@aiimsrishikesh.edu.in)

No. 18514

Date:- 06./01/2025

## Call for Objection Notice

Reference **E-Office:-D-21/71/2024-40** (Proprietary Article) Procurement of Masimo Trace Software for the department of Neonatology in AIIMS, Rishikesh.

**Subject:** Call for objection" against Procurement of Masimo Trace Software for the department of Neonatology in AIIMS, Rishikesh.

It is intended to procure Masimo Trace Software proprietary article basis as per provision of GFR, 2017 rule 166, directly from **M/s U B Lifesciences**, against their proposal submitted, and by accepting **M/s Masimo Medical Tenchnologies India Pvt. Ltd**, as the sole manufactures/supplier of Masimo Trace Software which satisfies all requirements of being a proprietary item.

Relevant documents are published on institute website & CPP portal for inviting objections/claims/comments if any, from eligible manufacturer/supplier, before accepting the claim of earlier said manufacturer and according making procurement under proprietary article.

Objections/claims/comments should be send to the office of Senior Procurement Officer Cum Store Officer, AIIMS Rishikesh in a sealed envelope with above mentioned subject & reference number, or by e-mail at [spcso@aiimsrishikesh.edu.in](mailto:spcso@aiimsrishikesh.edu.in) within 21 days from the date of publication of this notice i.e. on or before 27/01/2025 up to 05:00 PM.

After due date, it will be assumed that no manufacturer/supplier has any objection/claim against above mentioned equipment article & same will be consider as proprietary article.

  
(Deepak Jaiswal)  
Senior Procurement Officer Cum Stores Officer  
AIIMS, Rishikesh

**Enclosure:-**

- PAC Certificate by Manufacturer
- PAC Certificate by Department (Form P-3)
- Form P-2 with Technical Specification

prepared by: Upendra Singh

**AIIMS RISHIKESH****INDENT FOR PURCHASE OF STORES****(FORM P-2)****Masimo Trace Software**

1. Please fill a separate form for each item
2. Please fill completely in triplicate. Incomplete forms and those with illegible writing may not be accepted.

Name of items with full specifications & required accessories	Quantity (in figures and words)	Cost per unit (approx) in foreign currency and Rupees	Total cost (approx)
<b>Masimo Trace Software</b>			
Massimo- Trace Analysis and Reporting Tool (installer USB Drive) 1 year License	1 (one)	88,000/- INR	88,000/- INR
Massimo Trace License renewal (4Years)	1 (one)	55,460/- INR	55,460/- INR
USB-Null Modem Cable (18313)	1 (one)	8,000/- INR	8000/- INR

**3. For equipment, please provide the following information**

Detailed description of the actual use of the equipment:

Is the equipment to be used for patient care of research: No

If both, state % of time to be used for patient care:

% of time to be used for research:

Is this/ similar equipment already available in the department? When purchased?

Cost at that time:

Present functional status: NA

Tests/ procedures done on this equipment in last year:

Revenue generated by this equipment in last year: No

डॉ. मयंक प्रियदर्शी / Dr. Mayank Priyadarshi  
सहायक आचार्य / नवजात शिशु रोग विभाग  
Assistant Professor / Department of Neonatology  
एम्स, ऋषिकेश (उत्तराखण्ड) / AIIMS, Rishikesh (Uttarakhand)

डॉ. श्रीपति बासु / Dr. Shripati Basu  
आचार्य एवं विभागाध्यक्ष / नवजात शिशु रोग विभाग  
Professor & Head of Neonatology  
एम्स, ऋषिकेश (उत्तराखण्ड) / AIIMS, Rishikesh (Uttarakhand)

डॉ. पूनम सह / Dr. Poonam Sah  
सह आचार्य, नवजात शिशु रोग विभाग  
Associate Professor of Neonatology  
एम्स, ऋषिकेश / Aiiims, Rishikesh

डॉ. सुमन चौरसिया / Dr. Suman Chaurasia  
सहायक आचार्य / नवजात शिशु रोग विभाग  
Assistant Professor / Department of Neonatology  
एम्स, ऋषिकेश (उत्तराखण्ड) / AIIMS, Rishikesh (Uttarakhand)

If yes, what is the justification for this purchase?

Is this/similar equipment available in any other department in the Institute? If yes, what is the justification for this purchase?

**4. For Consumables, please provide following information:**

Description of stocks available

When was it last purchased? In what quantity? Cost;

Source

Test/ procedures done in this period:

Revenue generated in this period:

Average annual consumption

Shelf life

Period for which this purchase will last Number of tests likely to be done with this quantity:

**5. For furniture, please provide the following information:**

Exact location and use

Existing furniture at that place

Justification for this purchase

Possible sources (name all sources you know) from where item may be obtained (name, address, phone no, fax no, email, etc of contact person)

INDENTORS

Signature.....

Name: Poonam Singh

Designation: Associate Professor  
Department: Neonatology

Date.....

डॉ. पूनम सिंह / Dr. Poonam Singh  
सह-आचार्य, नवजात शिशु रोग  
Associate Professor of Neonatology  
एम्स, ऋषिकेश / AiiMS, Rishikesh

Signature.....

Dr. Mayank Priyadarshi

Designation: Associate Professor

Department: Neonatology

Date.....

डॉ. मयंक प्रियदर्शी / Dr. Mayank Priyadarshi  
सहायक आचार्य / नवजात शिशु रोग विभाग  
Assistant Professor / Department of Neonatology  
एम्स, ऋषिकेश (उत्तराखण्ड) / AIIIMS, Rishikesh (Uttarakhand)

HEAD OF DEPARTMENT/SECTION

Signature.....

Name: Sriparna Basu

Designation: Professor & Head

Department: Neonatology

Stamp.....

Phone/Pager: 9935340260

Signature.....

Dr. Suman Chaudrasia

Designation: Assistant Professor

Department: Neonatology

Date.....

डॉ. सुमन चौरसिया / Dr. Suman Chaurasia  
सहायक आचार्य / नवजात शिशु रोग विभाग  
Assistant Professor / Department of Neonatology  
एम्स, ऋषिकेश (उत्तराखण्ड) / AIIIMS, Rishikesh (Uttarakhand)


(to be attached with P-2 form for Proprietary items)

AIIMS Rishikesh

## PROPRIETARY ARTICLE CERTIFICATE

It is certified that the items (.....*Masima Trace Software*.....)  
 required in the P-2 form should be purchased from M/s.....*U.B. Life Sciences*..... To  
 the best of my knowledge M/s.....*U.B. Life Sciences*..... are the  
 sole manufacturer/agents of the sole manufacturers M/s.....*Masima*.....

Similar items manufactured by other firm(s) shall not be suitable for our purpose  
 for the following reasons:-

  
 डॉ. पूनम सिंह / Dr. Poonam Singh  
 सह आचार्य, नवजात शिशु रोग  
 Associate Professor of Neonatology  
 एम्स, ऋषिकेश / Aiiims, Rishikesh


(Sign of Indenter)

Dated


Designation


Department

Recommendation:

  
 डॉ. श्रीपामा बासु / Dr. Sripama Basu  
 आचार्य एवं विभागाध्यक्ष / नवजात शिशु रोग विभाग  
 Professor & Head of Neonatology  
 एम्स, ऋषिकेश (उत्तराखण्ड) / AIIMS, Rishikesh (Uttarakhand)

Signature of Head of Department/Section

  
 डॉ. मयंक प्रियदर्शी / Dr. Mayank Priyadarshi  
 सहायक आचार्य / नवजात शिशु रोग विभाग  
 Assistant Professor / Department of Neonatology  
 एम्स, ऋषिकेश (उत्तराखण्ड) / AIIMS, Rishikesh (Uttarakhand)

  
 डॉ. सुमन चौरसिया / Dr. Suman Chaurasia  
 सहायक आचार्य / नवजात शिशु रोग विभाग  
 Assistant Professor / Department of Neonatology  
 एम्स, ऋषिकेश (उत्तराखण्ड) / AIIMS, Rishikesh (Uttarakhand)

N.B.: The indenter before recording the above certificate should satisfy himself that the article is genuinely of proprietary nature manufactured under patent laws.



Masimo Medical Technologies India Pvt. Ltd  
3rd Floor, KHR House  
11/2, Palace Road  
Bengaluru 560001, India

Date: 01.08.2024

TO AIIMS, Rishikesh


This is to certify that the following technologies, and parameters and patient data analysis and reporting tool are proprietary in Masimo's pulse-oximeters and Co-oximeters manufactured by Masimo Corporation, and are subject to intellectual property rights of Masimo Corporation:

1. **Signal Extraction Technology™ (SET):** Proprietary technology subject to intellectual property rights of Masimo that allows the measurement of oxygen saturation in the blood, even when there is motion (Otherwise known as 'measure through motion') and low perfusion up to 0.02 Perfusion Index (PI)
2. **Rainbow SET or Rainbow Technology:** Proprietary technology subject to intellectual property rights of Masimo that allows the non-invasive and continuous measurement of the following parameters:
  - i. Hemoglobin (SpHb)
  - ii. Carboxyhemoglobin (SpCO)
  - iii. Methemoglobin (SpMet)
  - iv. Pleth Variability Index (PVI)
  - v. Acoustic Respiration Rate (RRa)
  - vi. Oxygen Reserve Index
3. **Brain function monitoring technology:** Proprietary technology protected by patents, trademark, and trade secrets that allow the non-invasive and continuous measurement of the following parameters:
  - i. O3 Regional Oximetry
  - ii. SedLine- Depth of sedation monitoring
4. **Intuitive Patient data analysis and reporting tool :** Proprietary technology protected by patent, trademark and trade secrets that allow the following:
  - i. Create easy to read patient reports that include parameter trends, histogram, event annotations and ket statistics
  - ii. Conveniently review reports for advanced Masimo measurements including Rainbow parameters and brain monitoring
  - iii. Connect remotely to networked Masimo devices
  - iv. Rapidly transfer up to 96 hours of device parameter data
  - v. Review and generate additional reports for past patient data
  - vi. Facilitate clinician access to patient data at any time through network storage capability

**The combination of these measurements in one device is unique to Masimo and is available as required in Masimo's Root platform.**

Further, to the best of our knowledge, no other company or manufacturer in the market, other than those who have licensed the technology from Masimo, produces, or can offer SET™ or Rainbow SET™ technologies and capabilities.

Bruno Corda



Senior Region Manager – India, Subcontinent and Africa

CIN: U51109KA2013FTC068747  
Email: Info-India@masimo.com | Website: www.masimo.com | Phone: 1800.103.MASIMO (627466)