



# ALL INDIA INSTITUTE OF MEDICAL SCIENCES, RISHIKESH- 249204

## Bio-Medical Waste Annual Collection Record- 2019

S. No.	Month	Yellow Bags		Red Bags		White Bags		Blue Bags		Cytotoxic Bags	
		Qty.	Weight ( Kg )	Qty.	Weight ( Kg )	Qty.	Weight ( Kg )	Qty.	Weight ( Kg )	Qty.	Weight ( Kg )
1	January	5136	8599.8	7379	15146.9	190	290.5	603	1906.3	102	312.4
2	February	5305	8955.6	7469	15066.5	188	312.9	512	2016	92	289.7
3	March	5153	9302.2	7665	17699.7	188	349	565	2149.1	83	252.8
4	April	5757	10899.4	8639	20195.9	180	332.2	528	2049.1	98	327.1
5	May	5886	11327.4	8790	19588.2	187	402.9	551	2135	91	335.6
6	June	5336	10503.5	7717	19160.3	173	345.1	522	2132	76	258.6
7	July	6358	11644.7	8253	21144.6	251	488.9	546	2447.9	84	300.4
8	August	5414	10630.6	7601	19330	231	434.6	500	2245.4	71	287.4
9	September	5569	11544.6	7868	19897.8	194	409.9	446	2170.1	80	299.5
10	October	5854	11965.7	8118	20993.7	230	407.6	447	2367.4	79	311.1
11	November	6353	12232.6	8918	21040.6	236	513.5	523	2448.9	86	403.4
12	December	5960	11713.1	8651	21587.8	232	447.1	541	2778	139	492.2
Total =		66081	129319.2	78068	230852	2480	47342	6284	26845.2	1081	3870.2

*Krishan*

Krishan Kishor Sharma  
(Supervisor)  
B M W Collection Team

*Sachin*

Sachin Kumar  
Health Sanitary Inspector  
B M W Collection Team

*Mukesh*

Dr. Mukesh Singla  
Secretary  
B M W Management Committee







**BIO-MEDICAL WASTE MANAGEMENT (BMWM) COMMITTEE AIIMS RISHIKESH**  
**REPORT BY M.J SOLANKI COMPANY**  
**MONTH - January-2021**

**BIO-MEDICAL WASTE IS MANAGED AS PER GUIDELINES (NON-COVID+19 HOSPITAL AREAS)**  
**(ALL WORKERS USED PPE & DISPOSED AS PER GUIDELINES)**

Record of Biomedical waste collection (NON COVID+19 CODED AREAS) – AIIMS RISHIKESH


S. NO.	DATE	COVID										NON-COVID										CYTO	BAG W(kg)	NO.	W(kg)
		YELLOW		RED		BLUE		WHITE		CYTO.		YELLOW		RED		BLUE		WHITE							
		BAG	W(kg)	BAG	W(kg)	BAG	W(kg)	BAG	W(kg)	BAG	W(kg)	BAG	W(kg)	BAG	W(kg)	BAG	W(kg)	BAG	W(kg)	BAG	W(kg)				
1	1/1/2021	238	467.4	102	223.6	5	15.6	-	-	-	-	131	319	141	366	-	-	6	51	-	-	-	-	623	1442.6
2	1/2/2021	221	424.4	65	188	-	-	-	-	-	-	150	339	123	312	-	-	7	24	-	-	-	-	566	1287.4
3	1/3/2021	273	443.6	67	67	2	2	5	5	-	-	124	294	100	241	-	-	2	7	-	-	-	-	573	1059.6
4	1/4/2021	209	424	73	186	-	-	-	-	-	-	139	337	119	365	2	4	11	61	2	7	-	-	555	1384
5	1/5/2021	230	471	71	180	-	-	-	-	-	-	139	332	130	381	2	2	9	46	3	10	-	-	584	1422
6	1/6/2021	250	472.3	118	226.3	8	22.7	6	10.8	-	-	133	322	124	332	5	10	8	51	-	-	-	-	652	1447.1
7	1/7/2021	236	455.8	105	216.6	7	19.6	4	10	-	-	148	331	127	331	6	6	10	62	-	-	-	-	643	1432
8	1/8/2021	227	444.1	109	215.9	7	19.6	3	7.4	-	-	190	427	170	448	1	2	9	59	-	-	-	-	716	1623
9	1/9/2021	244	463	81	208	1	4	-	-	-	-	191	427.6	151	378.4	-	-	11	63	-	-	-	-	679	1544
10	1/10/2021	234	474	68	172	-	-	-	-	-	-	134	312	105	279	-	-	10	6	-	-	-	-	551	1243
11	1/11/2021	210	385.7	99	196.3	8	23.7	6	12.3	-	-	162	373.7	127	320.1	8	9	24	76.2	-	-	-	-	644	1397
12	1/12/2021	206	404	108	217	10	21	3	5	-	-	155	368	154	454	5	6	11	56	-	-	-	-	652	1531
13	1/13/2021	210	389	102	222.7	10	24.3	4	8	-	-	153	345	117	303	-	-	8	35	-	-	-	-	604	1327
14	1/14/2021	236	437	86	196	-	-	-	-	-	-	160	353	125	324	3	4	12	65	-	-	-	-	622	1379
15	1/15/2021	213	393.8	115	222.2	12	38.7	8	14.3	-	-	150	386	144	389	-	-	9	50	-	-	-	-	651	1494
16	1/16/2021	239	429.7	110	242.3	8	22.6	4	8.4	-	-	165	368	126	326	-	-	8	39	-	-	-	-	660	1436
17	1/17/2021	263	482.6	68	193.4	-	-	-	-	-	-	100	243	113	283	-	-	-	-	-	-	-	-	544	1202
18	1/18/2021	227	411.7	117	220	14	33.8	10	21.5	-	-	160	354.6	135	382.4	8	8.5	13	81.5	-	-	-	-	684	1514
19	1/19/2021	210	389	102	225	11	28	8	17	-	-	156	371	130	369	5	7	10	55	-	-	-	-	632	1461
20	1/20/2021	208	424.1	108	229.5	8	22.1	5	8.3	-	-	163	365.6	131	340.4	8	14	16	66	-	-	-	-	647	1470
21	1/21/2021	218	321	107	224	10	24.3	5	10.8	-	-	145	356.5	131	356.5	4	5.5	13	63.5	1	5	-	-	634	1367.1
22	1/22/2021	205	400	99	212	12	31.5	4	9.5	-	-	151	349	118	315	-	-	3	16	-	-	-	-	592	1333
23	1/23/2021	214	440	118	243.1	7	19.5	3	6	-	-	153	347	135	361	-	-	9	46	-	-	-	-	639	1462.6
24	1/24/2021	216	474	77	202	-	-	-	-	-	-	123	264	99	245	-	-	-	-	-	-	-	-	515	1185
25	1/25/2021	211	419	112	212.3	8	25.9	1	2.4	-	-	167	373.1	143	364.8	11	19.1	8	73	-	-	-	-	661	1489.6
26	1/26/2021	216	435.8	103	229.7	11	28.8	6	12.8	-	-	153	374	137	339	-	-	11	60	-	-	-	-	637	1480.1
27	1/27/2021	201	404.5	106	217.7	8	22.9	4	7.9	-	-	167	373	137	310	21	42	53	129	-	-	-	-	697	1507
28	1/28/2021	213	422	122	235	6	15	4	9	-	-	162	360	139	385	1	2	6	35	-	-	-	-	653	1463
29	1/29/2021	209	427	111	225	9	21.4	5	9.6	-	-	165	393	148	401	3	5	19	131	-	-	-	-	669	1613
30	1/30/2021	210	407.9	118	227	6	15.7	2	4.8	-	-	147	351	138	384	-	-	8	41	2	4	-	-	631	1435.4
31	1/31/2021	182	416	72	178	-	-	-	-	-	-	119	267	108	269	-	-	-	-	-	-	-	-	481	1130
	TOTAL	6879	13253.4	3019	6453.6	188	502.7	100	200.8	0	0	4655	10776	4025	10655	93	146.1	324	1548	8	26	-	-	19291	43561.5

One soft copy is easily available in company office.




Signature (M.J. Solanki Manager/Representative (BMWV) Supervisor)

Comments and signature by HSI (BMWV) ~~Sachin~~ Sachin Kumar Inspector (BMWV)  
Hard/soft copy of above record is kept in custody of ~~M.J. Sachin~~ Sachin Kumar Inspector (BMWV)

  
Joint Secretary/Secretary

(BMWV) AIIMS Rishikesh

  
Chairperson/M.S/DHA

(BMWV) AIIMS Rishikesh

Medical Superintendent  
AIIMS Rishikesh








One soft copy is easily available in company office.

Final Weight	Yellow	Red	Blue	White	Cyto
	18787	15358	379	1709	5

  
Signature (M.J. Solanki Manager/Representative/(BMW) Supervisor)

Comments and signature by HSI (BMW) Satish Chandra Suman  
Hard/soft copy of above record is kept in custody of Mr. Sachin Kumar Inspector (BMW)

  
Joint Secretary/Secretary  
(BMW) AIIMS Rishikesh

  
Chairperson/M.S/DHA  
(BMW) AIIMS Rishikesh





**BIO-MEDICAL WASTE MANAGEMENT (BMWM) COMMITTEE AIIMS RISHIKES...**

REPORT BY M.J SOLANKI COMPANY

MONTH - MARCH-2021

**BIO-MEDICAL WASTE IS MANAGED AS PER GUIDELINES (NON-COVID+19 HOSPITAL AREAS)**

(ALL WORKERS USED PPE & DISPOSED AS PER GUIDELINES)

Record of Biomedical waste collection (NON COVID+19 CODED AREAS) – AIIMS RISHIKESH


S. NO.	DATE	COVID										NON-COVID										BAG FINAL TOTAL		FINAL TOTAL	
		YELLOW		RED		BLUE		WHITE		CYTO.		YELLOW		RED		BLUE		WHITE		CYTO		NO.	W(kg)	NO.	W(kg)
		BAG	W(kg)	BAG	W(kg)	BAG	W(kg)	BAG	W(kg)	BAG	W(kg)	BAG	W(kg)	BAG	W(kg)	BAG	W(kg)	BAG	W(kg)	BAG	W(kg)				
1	3/1/2021	64	143.6	30	71.4	3	7	-	-	-	-	187	380	152	433	25	92	-	-	-	-	461	1127		
2	3/2/2021	57	128.3	34	75	3	7.1	1	2.6	-	-	175	384	178	485	20	88	12	23	-	-	480	1193		
3	3/3/2021	44	94.5	20	46.5	2	6	-	-	-	-	188	433	166	508	13	73	14	11	1	4	448	1176		
4	3/4/2021	42	100.8	25	52.7	2	4.5	-	-	-	-	159	427	162	474	20	132	-	-	-	-	410	1191		
5	3/5/2021	47	101.1	24	54.3	3	8.2	1	2.4	-	-	217	497	188	519	13	69	13	26	1	2	507	1279		
6	3/6/2021	33	76.9	20	45.6	2	5.5	-	-	-	-	194	457	189	520	8	41	1	3	1	6	448	1155		
7	3/7/2021	25	68	14	43	-	-	-	-	-	-	145	349	139	383	-	-	-	-	-	-	323	843		
8	3/8/2021	21	51	17	47	-	-	-	-	-	-	201	424	166	422	5	35	-	-	-	-	410	979		
9	3/9/2021	34	77	22	55	-	-	-	-	-	-	190	445	195	539	10	64	1	1	-	-	452	1181		
10	3/10/2021	31	70	20	52	-	-	-	-	-	-	199	442	186	484	10	74	5	9	-	-	451	1131		
11	3/11/2021	32	69	15	43	1	1	-	-	-	-	196	455	178	520	8	45	-	-	-	-	430	1133		
12	3/12/2021	28	61	17	37	1	2	-	-	-	-	197	443	169	466	16	71	11	20	-	-	439	1100		
13	3/13/2021	27	72.5	18	40.5	1	3	1	2	-	-	194	454	189	531	12	66	1	1	1	1	444	1173		
14	3/14/2021	17	42	12	37	-	-	-	-	-	-	146	343	127	331	7	32	9	13	-	-	318	798		
15	3/15/2021	31	70.8	18	36.7	2	3.5	-	-	-	-	163	344	164	376	9	26	8	11	-	-	395	868		
16	3/16/2021	30	73.9	18	30.5	2	5	1	1.6	-	-	183	394	165	413	10	47	2	4	-	-	411	969		
17	3/17/2021	31	76.1	21	44.7	3	6.2	1	2	-	-	194	443	195	559	7	27	-	-	-	1	453	1161		
18	3/18/2021	32	76.5	17	33.5	2	3	-	-	-	-	160	446	183	517	12	60	7	14	-	-	413	1150		
19	3/19/2021	25	54	22	54	-	-	-	-	-	-	177	421	185	522	13	74	-	-	-	-	422	1125		
20	3/20/2021	19	32	14	26	-	-	-	-	-	-	182	412	188	481	7	28	-	-	-	1	411	983		
21	3/21/2021	18	57	12	39	-	-	-	-	-	-	164	435	154	433	6	32	-	-	-	1	355	999		
22	3/22/2021	25	59	20	48	-	-	-	-	-	-	182	396	161	448	17	71	9	10	-	-	414	1032		
23	3/23/2021	30	72.6	19	42.4	1	2	-	-	-	-	195	481	195	534	19	86	3	3	-	-	462	1221		
24	3/24/2021	32	77	20	41	2	4.6	1	2.4	-	-	202	490	197	593	11	48	1	2	-	-	466	1258		
25	3/25/2021	23	57	18	45	-	-	-	-	-	-	204	481	192	574	6	38	3	6	1	3	447	1204		
26	3/26/2021	31	77.9	21	44.6	2	5.1	1	2.4	-	-	172	430	178	515	19	119	6	9	-	-	430	1203		
27	3/27/2021	27	58	20	46	-	-	-	-	-	-	181	441.5	174	549.5	16	88	3	7	-	-	421	1190		
28	3/28/2021	19	45	12	36	-	-	-	-	-	-	128	307	120	347	4	21	1	2	-	-	286	767		
29	3/29/2021	33	78	17	37	-	-	-	-	-	-	162	379	130	334	5	24	-	-	-	-	347	852		
30	3/30/2021	38	91.5	23	46.5	3	6.6	1	2.4	-	-	152	354	137	383	13	69	7	7	1	2	375	962		
31	3/31/2021	36	91.5	21	56.6	3	7.5	1	2.4	-	-	228	482.5	212	507.5	19	74	10	16	-	-	530	1238		
	<b>TOTAL</b>	<b>982</b>	<b>2303.5</b>	<b>601</b>	<b>1407.5</b>	<b>38</b>	<b>87.8</b>	<b>9</b>	<b>20.2</b>	<b>0</b>	<b>0</b>	<b>5617</b>	<b>13070</b>	<b>5314</b>	<b>14701</b>	<b>360</b>	<b>1814</b>	<b>127</b>	<b>198</b>	<b>11</b>	<b>39</b>	<b>13059</b>	<b>33641</b>		

*(Handwritten signature)*



One soft copy is easily available in company office.

Signature (M.J. Solanki Manager / Representative / Supervisor (BMW))



Signature by HSI



Secretary



(BMWWM) AIIMS Rishikesh

Chairperson



निर्देशा अधीक्षक  
(BMWWM) AIIMS Rishikesh  
Medical Superintendent  
एन.ए. ३०१२०१/AIIMS, Rishikesh



BIO-MEDICAL WASTE MANAGEMENT (BMWM) COMMITTEE AIIMS RISHIKESH

MONTH -April

BIO-MEDICAL WASTE COLLECTION MONTHLY RECORD

S. NO.	DATE	COVID										NON-COVID										BAG FINAL TOTAL	W(kg)	
		YELLOW		RED		BLUE		WHITE		CYTO.		YELLOW		RED		BLUE		WHITE		CYTO				
		BAG	W(kg)	BAG	W(kg)	BAG	W(kg)	BAG	W(kg)	BAG	W(kg)	BAG	W(kg)	BAG	W(kg)	BAG	W(kg)	BAG	W(kg)	BAG	W(kg)			BAG
1	4/1/2021	35	73.4	27	55.6	-	-	-	-	-	-	222	499.7	204	527.8	33	125.5	21	26	2	6	544	1314	
2	4/2/2021	41	89	30	56	3	8.6	1	2.4	-	-	171	410.7	147	393.8	15	69.8	2	4.7	1	2	411	1037	
3	4/3/2021	47	95.4	27	54.6	2	5	-	-	-	-	177	396.4	179	488.3	16	88.3	8	10	3	14	459	1152	
4	4/4/2021	20	49	9	25	-	-	-	-	-	-	143	330	152	404	2	8	-	-	-	-	326	816	
5	4/5/2021	63	132	46	85	5	11	1	2	-	-	245	391	226	474	28	75	4	4	3	8	621	1182	
6	4/6/2021	49	96.4	39	68.6	3	7	1	2	-	-	191	453.5	165	464	14	82	15	16.5	1	3	478	1193	
7	4/7/2021	62	123.5	38	66.5	5	13.2	5	12.8	-	-	175	412	161	426	9	50	6	10	2	9	463	1123	
8	4/8/2021	68	116.6	42	81.3	4	11.2	2	3.9	-	-	196	439.3	187	522.7	11	63	9	7	4	10	523	1255	
9	4/9/2021	56	113.9	42	75.6	4	10.5	-	-	-	-	183	459.2	191	534.2	24	172.6	13	13	2	5	515	1384	
10	4/10/2021	49	100.1	36	72.9	4	11.5	4	6.5	-	-	188	450	182	415	19	79	1	1	3	10	486	1146	
11	4/11/2021	33	86	15	43	-	-	-	-	-	-	161	353	151	409	2	9	-	-	-	-	362	900	
12	4/12/2021	62	124.2	36	72.8	4	13.6	3	7.4	-	-	199	472.2	167	490.2	17	93.1	10	13.5	1	5	499	1292	
13	4/13/2021	137	297.2	80	170.2	11	24.1	5	12.5	-	-	172	381.5	148	424	17	88	7	9.5	2	6	579	1413	
14	4/14/2021	134	274.3	90	190.7	7	16.4	2	4.6	-	-	127	319	121	351	16	82	6	10	3	10	506	1258	
15	4/15/2021	147	326.6	80	195.4	9	34	2	4	-	-	190	449	159	447	40	236	16	28	3	6	646	1726	
16	4/16/2021	138	312.8	91	209.2	9	31	2	4	-	-	184	427	153	418	23	109	7	10	1	5	608	1526	
17	4/17/2021	126	280.4	90	200.6	8	17.9	4	7.1	-	-	135	331.4	129	371.3	12	65.1	12	13.2	1	1	517	1288	
18	4/18/2021	163	395	71	203	-	-	-	-	-	-	127	311	120	350	-	-	-	-	-	-	481	1259	
19	4/19/2021	142	304	100	233	6	15	-	-	-	-	184	449.3	149	400.7	20	76	8	12	-	-	609	1490	
20	4/20/2021	186	422	116	271	5	15	3	6	-	-	151	348	131	365	22	108	5	7	2	5	621	1547	
21	4/21/2021	212	456.9	123	289.1	13	37.1	9	17.9	-	-	110	270	117	299	19	89	3	6	-	-	606	1465	
22	4/22/2021	262	538.9	141	341.6	8	20.6	5	9.9	-	-	103	280	107	307	7	56	2	2	2	6	637	1562	
23	4/23/2021	294	577.6	131	312.9	11	30.5	6	12	-	-	128	291	112	290	4	24	-	-	-	-	686	1538	
24	4/24/2021	341	676	165	356	13	32	5	11	-	-	122	297	100	284	11	49	7	10	3	11	767	1726	
25	4/25/2021	314	651	154	345	10	26	-	-	-	-	66	137	77	219	-	-	-	-	-	-	621	1378	
26	4/26/2021	320	645.7	159	379.8	18	39.9	7	13.6	-	-	128	303	110	293	11	81	2	3	1	2	756	1761	
27	4/27/2021	330	672.2	169	394.8	11	28.6	9	18.4	-	-	108	285	92	274	11	70	3	7	1	2	734	1752	
28	4/28/2021	268	528	130	297	-	-	-	-	-	-	77	202	70	211	6	23	1	2	2	7	554	1270	
29	4/29/2021	214	435	124	278	7	16	-	-	-	-	57	108	77	193	2	8	-	-	1	2	482	1040	
30	4/30/2021	301	655	85	277	-	-	-	-	-	-	64	139	70	161	6	37	-	-	1	4	527	1273	
	TOTAL	4614	9648.1	2486	5701.2	180	475.7	76	158	0	0	4484	10395	4154	11207	417	2116	168	225.4	45	139	16624	40066	

MS

MS





BMW Chief Supervisor



Sanitary Inspector



Secretary



Chairperson

(BMW) AIIMS RISHIKESH)

(BMW) AIIMS RISHIKESH)





**BIO-MEDICAL WASTE MANAGEMENT (BMW/M) COMMITTEE AIIMS RISHIKESH**  
**REPORT BY M.J SOLANKI COMPANY**  
**MONTH -MAY**

**BIO-MEDICAL WASTE IS MANAGED AS PER GUIDELINES (NON-COVID+19 HOSPITAL AREAS)**  
**(ALL WORKERS USED PPE & DISPOSED AS PER GUIDELINES)**

Record of Biomedical waste collection (NON COVID+19 CODED AREAS) – AIIMS RISHIKESH

S. NO.	DATE	NON-COVID												COVID												NON-COVID				COVID				BAG FINALTOTAL		FINAL TOTAL	
		YELLOW		RED		BLUE		WHITE		CYTO.		YELLOW		RED		BLUE		WHITE		CYTO.		YELLOW		RED		BLUE		WHITE		CYTO.		NO.	W(kg)				
		BAG	W(kg)	BAG	W(kg)	BAG	W(kg)	BAG	W(kg)	BAG	W(kg)	BAG	W(kg)	BAG	W(kg)	BAG	W(kg)	BAG	W(kg)	BAG	W(kg)	BAG	W(kg)	BAG	W(kg)	BAG	W(kg)	BAG	W(kg)	BAG	W(kg)			BAG	W(kg)		
1	01-05-2021	279	517	130	275	-	-	-	-	-	-	56	114	58	160	2	6	1	2	-	-	45	87	34	93	-	-	-	-	473	982						
2	02-05-2021	290	557	104	245	-	-	-	-	-	-	45	87	34	93	-	-	-	-	-	-	-	-	-	-	-	-	-	-	-	379	1234					
3	03-05-2021	130	657	102	267	-	-	-	-	-	-	69	138	75	157	3	15	-	-	-	-	-	-	-	-	-	-	-	-	665	1334						
4	04-05-2021	345	624	164	359	17	37	9	19	-	-	59	126	64	144	6	23	1	2	-	-	59	126	64	144	6	23	1	2	638	1397						
5	05-05-2021	341	703.9	158	344	15	33	7	12.1	-	-	50	119	61	167	3	13	1	1	2	4	50	119	61	167	3	13	1	1	698	1474						
6	06-05-2021	362	731.9	172	403	14	35.5	8	13.6	-	-	72	135	67	142	3	13	-	-	-	-	72	135	67	142	3	13	-	-	713	1414						
7	07-05-2021	384	715.9	176	368.2	16	40.4	10	17.5	-	-	62	125	62	142	3	5	-	-	-	-	62	125	62	142	3	5	-	-	690	1454						
8	08-05-2021	368	729.8	172	379.6	16	41.1	10	19.5	-	-	61	118	55	133	5	21	1	2	10	10	61	118	55	133	5	21	1	2	524	1117						
9	09-05-2021	303	604	134	287	9	19	-	-	-	-	42	102	35	102	1	3	-	-	-	-	42	102	35	102	1	3	-	-	686	1395						
10	10-05-2021	368	702.3	174	371.8	15	39.5	11	17.4	-	-	54	118	59	127	3	13	1	2	1	4	54	118	59	127	3	13	1	2	687	1416						
11	11-05-2021	352	683.7	175	391	18	43	15	27.3	-	-	60	117	62	135	3	11	1	5	1	3	60	117	62	135	3	11	1	5	700	1436						
12	12-05-2021	360	713.4	177	378.6	18	42.9	10	19.1	-	-	68	138	67	144	-	-	-	-	-	-	68	138	67	144	-	-	-	-	706	1485						
13	13-05-2021	366	755.4	181	386.1	20	53.4	9	16.1	-	-	63	126	60	129	3	12	4	7	-	-	63	126	60	129	3	12	4	7	611	1282						
14	14-05-2021	337	667.1	164	361.2	17	37.3	11	19.4	-	-	38	78	36	93	5	15	-	-	3	11	38	78	36	93	5	15	-	-	668	1428						
15	15-05-2021	351	715.5	171	376.1	18	43	7	13.4	-	-	57	115	57	145	2	8	2	4	3	8	57	115	57	145	2	8	2	4	482	1147						
16	16-05-2021	296	665	107	289	-	-	-	-	-	-	38	87	41	106	-	-	-	-	-	-	38	87	41	106	-	-	-	-	716	1444						
17	17-05-2021	378	747.7	189	402.8	21	50.7	10	21.8	-	-	62	104	53	109	1	4	1	1	3	3	62	104	53	109	1	4	1	1	707	1390						
18	18-05-2021	374	712.8	172	364.9	18	39.1	10	17.2	-	-	65	112	63	132	1	4	2	4	2	4	65	112	63	132	1	4	2	4	583	1114						
19	19-05-2021	213	417	164	303.9	20	44.4	9	17.7	-	-	84	141	86	160	3	22	2	4	2	4	84	141	86	160	3	22	2	4	548	1023						
20	20-05-2021	232	445.3	161	295.9	16	38.9	9	17.9	-	-	66	109	62	111	-	-	-	-	-	-	66	109	62	111	-	-	-	-	666	1448						
21	21-05-2021	334	720.3	144	351.8	13	31.2	4	8.7	-	-	88	162	74	154	5	12	2	4	2	4	88	162	74	154	5	12	2	4	693	1406						
22	22-05-2021	337	686.4	156	358.3	15	34.1	7	16.2	-	-	93	150	82	154	3	7	-	-	-	-	93	150	82	154	3	7	-	-	489	1152						
23	23-05-2021	310	685	103	269	-	-	-	-	-	-	37	84	39	114	-	-	-	-	-	-	37	84	39	114	-	-	-	-	719	1456						
24	24-05-2021	357	695.5	156	345	17	36.8	9	18.7	-	-	91	154	84	179	5	27	-	-	-	-	91	154	84	179	5	27	-	-	591	1272						
25	25-05-2021	310	685	103	269	-	-	-	-	-	-	82	133	91	168	2	9	1	3	2	5	82	133	91	168	2	9	1	3	634	1228						
26	26-05-2021	334	661.5	157	370.9	15	34.9	9	17.7	-	-	63	125	56	18	-	-	-	-	-	-	63	125	56	18	-	-	-	-	716	1461						
27	27-05-2021	335	660	153	356	17	33	3	5	-	-	102	184	103	204	3	19	-	-	-	-	102	184	103	204	3	19	-	-	707	1487						
28	28-05-2021	336	667.7	161	365.1	15	31.5	7	15.7	-	-	95	198	90	202	-	-	-	-	-	-	95	198	90	202	-	-	-	-	708	1511						
29	29-05-2021	329	633.3	160	382	11	28.9	7	11.8	-	-	102	217	91	219	2	10	4	4	2	5	102	217	91	219	2	10	4	4	498	1254						
30	30-05-2021	291	683	104	297	-	-	-	-	-	-	55	131	48	143	-	-	-	-	-	-	55	131	48	143	-	-	-	-	0	0						
31	31-05-2021																																				
	TOTAL	9702	19843.4	4544	10213.2	371	868.6	191	362.8	0	0	1979	3847	1915	4186	67	272	25	48	27	74	18821	39715														



BIO-MEDICAL WASTE MANAGEMENT (BMWWM) COMMITTEE AIIMS RISHIKESH

REPORT BY M.J SOLANKI COMPANY

MONTH - JUNE


BIO-MEDICAL WASTE IS MANAGED AS PER GUIDELINES (NON-COVID+19 HOSPITAL AREAS)

(ALL WORKERS USED PPE & DISPOSED AS PER GUIDELINES)


Record of Biomedical waste collection (NON COVID+19 CODED AREAS) – AIIMS RISHIKESH

S. NO.	DATE	COVID										NON-COVID										BAG FINA TOTAL	NO. W(kg)	
		YELLOW		RED		BLUE		WHITE		CYTO.		YELLOW		RED		BLUE		WHITE		CYTO				
		BAG	W(kg)	BAG	W(kg)	BAG	W(kg)	BAG	W(kg)	BAG	W(kg)	BAG	W(kg)	BAG	W(kg)	BAG	W(kg)	BAG	W(kg)	BAG	W(kg)			BAG
1	01-06-2021	300	523.9	160	365.4	10	27.9	5	10.8	-	-	104	214	91	186	4	17	-	-	2	6	676	1451	
2	02-06-2021	304	644.1	163	382.9	11	27.7	6	12	-	-	78	147	95	210	9	36	5	9	3	9	674	1478	
3	03-06-2021	311	638.5	142	362.2	15	39	8	17.3	-	-	107	213	106	229	12	46	6	7	2	6	709	1558	
4	04-06-2021	311	650.7	148	376.5	11	28	6	11.8	-	-	128	225	120	259	4	25	1	2	3	10	732	1588	
5	05-06-2021	309	656.8	161	388.2	10	26	7	13	-	-	113	216	111	251	8	33	5	11	3	9	727	1604	
6	06-06-2021	260	559	85	245	-	-	-	-	-	-	67	158	66	181	2	7	-	-	-	-	-	480	1160
7	07-06-2021	266	569.3	150	326.7	9	26	6	12	-	-	97	209	91	228	10	37	3	6	2	7	634	1421	
8	08-06-2021	261	535.4	138	295.6	13	32.2	5	10.8	-	-	94	197	93	235	10	65	11	19	3	7	628	1397	
9	09-06-2021	261	510.6	140	304.9	10	24.5	6	11	-	-	135	267	138	299	6	40	2	4	3	9	701	1470	
10	10-06-2021	253	540.8	132	289.5	8	19.2	3	5.5	-	-	139	272	132	296	7	44	-	-	2	5	676	1472	
11	11-06-2021	227	460.2	144	302.3	10	20.1	4	8.4	-	-	147	286	130	315	12	66	3	4	2	7	679	1469	
12	12-06-2021	247	515.5	146	320.4	13	26.6	4	8.5	-	-	135	300	127	330	18	90	7	4	3	8	700	1603	
13	13-06-2021	199	438	89	261	-	-	-	-	-	-	89	218	79	221	2	3	-	-	-	-	-	458	1141
14	14-06-2021	172	348.8	97	231.7	5	9.3	8	15.2	-	-	155	314	163	328	11	60	6	9	3	6	620	1322	
15	15-06-2021	244	510.4	139	329.1	13	27.5	6	12	-	-	137	292	132	295	14	79	9	14	2	4	696	1563	
16	16-06-2021	232	487	132	302.5	9	19.9	5	9.6	-	-	118	227	113	272	5	14	7	12	2	5	623	1349	
17	17-06-2021	186	350	119	277	11	25	3	6	-	-	152	324	146	341	16	107	5	7	3	7	641	1444	
18	18-06-2021	221	485.9	118	292.1	7	15.5	3	6.5	-	-	143	306	130	296	9	33	1	2	2	3	634	1440	
19	19-06-2021	180	360.2	105	251.9	11	22.2	3	8.7	-	-	138	295	131	308	10	59	5	10	4	9	587	1324	
20	20-06-2021	145	306	78	197	1	2	-	-	-	-	73	195	56	134	1	2	-	-	2	5	356	841	
21	21-06-2021	229	467.1	132	307.3	13	30.4	5	11.2	-	-	126	269	100	229	6	47	-	-	2	5	613	1366	
22	22-06-2021	179	419	77	204	-	-	-	-	-	-	138	321	129	350	18	96	1	2	2	5	544	1397	
23	23-06-2021	166	341.6	110	239.6	5	9.8	2	4	-	-	133	310	132	348	9	42	-	-	2	3	559	1298	
24	24-06-2021	172	419	71	205	-	-	-	-	-	-	133	288	131	285	12	61	-	-	2	5	521	1263	
25	25-06-2021	208	458.7	124	265.8	9	20	4	6.5	-	-	128	295	138	344	21	93	8	13	4	9	644	1505	
26	26-06-2021	210	438.8	128	310.2	7	15	3	6	-	-	154	352	155	391.5	25	146.5	7	11	4	7	693	1678	
27	27-06-2021	148	402	71	220	-	-	-	-	-	-	104	261	102	284	3	11	-	-	-	-	-	428	1178
28	28-06-2021	197	419.1	118	251.4	10	24	4	8.5	-	-	118	280	118	297	15	92	2	3	3	8	585	1383	
29	29-06-2021	204	451.3	123	290.6	9	22.1	3	6	-	-	134	298	139	328	12	46	4	7	3	6	631	1455	
30	30-06-2021	202	461.9	117	275.1	8	19.5	4	10.5	-	-	133	317	143	347	11	62	3	5	3	6	624	1504	
	TOTAL	6804	14479.6	3657	8670.9	238	559.4	113	231.8	0	0	3650	7866	3537	8417.5	302	1560	101	161	71	176	18473	42122	



  
30/01/2021


Signature  
Supervisor (BMW)


  
30/01/2021  
Signature

Sanitary Inspector  
AIIMS RISHIKESH

  
Signature

S.S.O  
AIIMS RISHIKESH

31/3/21  
23/7/21  
  
Secretary (BMW)  
Deputy Superintendent  
AIIMS RISHIKESH

  
Signature  
Prof. Binaya Kumar  
Medical Superintendent (BMW)  
AIIMS RISHIKESH





# BIO-MEDICAL WASTE MANAGEMENT (BMWWM) COMMITTEE AIIMS RISHIKESH

REPORT BY M.J SOLANKI COMPANY

MONTH -JULY

BIO-MEDICAL WASTE IS MANAGED AS PER GUIDELINES (NON-COVID+19 HOSPITAL AREAS)

(ALL WORKERS USED PPE & DISPOSED AS PER GUIDELINES)

Record of Biomedical waste collection (NON COVID+19 CODED AREAS) - AIIMS RISHIKESH

S. NO.	DATE	COVID										NON-COVID										CYTO	CYTO	BAG W(kg)	NO.	W(kg)
		YELLOW		RED		BLUE		WHITE		CYTO.		YELLOW		RED		BLUE		WHITE		CYTO						
		BAG	W(kg)	BAG	W(kg)	BAG	W(kg)	BAG	W(kg)	BAG	W(kg)	BAG	W(kg)	BAG	W(kg)	BAG	W(kg)	BAG	W(kg)	BAG	W(kg)					
1	01-07-2021	185	425	115	272.5	10	24	2	4.5	-	-	126	337	146	353	12	46	22	33	3	7	621	1502			
2	02-07-2021	194	432.7	106	254.8	7	18	3	8.5	-	-	142	320	168	424	14	70	2	5	3	6	639	1539			
3	03-07-2021	180	391.3	92	220.7	7	17	2	4	-	-	160	370	162	410	21	97	5	10	2	3	631	1523			
4	04-07-2021	71	170	41	78	1	2	-	-	-	-	114	222	137	306	-	-	-	-	-	-	364	778			
5	05-07-2021	134	298.8	81	195	10	23.2	4	7	-	-	145	334	173	434	14	79	3	5	3	5	567	1381			
6	06-07-2021	128	282.3	73	170.6	7	16.6	2	3.5	-	-	177	445	187	502	18	88	5	7	2	4	599	1519			
7	07-07-2021	115	243.4	76	178	8	20.31	3	6.5	-	-	166	399	179	455	18	102	12	24	4	8	581	1436			
8	08-07-2021	120	269.8	76	175.2	6	15	2	4	-	-	161	411	182	471	22	129	6	10	3	7	578	1492			
9	09-07-2021	104	244	53	118.5	6	12.5	2	3.9	-	-	157	390	177	479	27	111	4	6	2	3	532	1368			
10	10-07-2021	101	243	63	150.1	6	13.4	2	3.5	-	-	183	434	202	530	23	131	12	15	3	6	595	1526			
11	11-07-2021	80	196	54	114	1	2	-	-	-	-	160	305	169	388	7	23	-	-	-	-	471	1028			
12	12-07-2021	100	234.1	58	138.9	5	11	2	4	-	-	173	406	188	452	18	64	-	-	3	7	547	1317			
13	13-07-2021	87	201.7	55	130.6	3	7.7	-	-	-	-	175	430	194	503	28	130	5	11	3	9	550	1423			
14	14-07-2021	85	218.7	51	115.3	4	10.4	1	2.6	-	-	198	487	219	562	22	128	2	4	2	3	584	1531			
15	15-07-2021	79	195.7	46	108.3	3	6.5	1	2.5	-	-	179	438	203	572	22	109	5	6	3	11	541	1449			
16	16-07-2021	78	160.5	55	98	5	11.5	-	-	-	-	242	430	296	657	15	58	15	20	5	15	711	1450			
17	17-07-2021	65	137.6	54	115.4	3	7	2	4	-	-	212	352	264	584	11	39	8	14	6	13	625	1266			
18	18-07-2021	48	84	47	99	-	-	-	-	-	-	150	246	163	325	2	5	2	4	5	10	417	773			
19	19-07-2021	75	140.8	52	103.2	2	5	1	2	-	-	223	387	289	592	13	49	12	22	4	9	671	1310			
20	20-07-2021	78	166.7	46	99.3	2	4	-	-	-	-	208	398	236	546	8	35	4	7	4	12	586	1268			
21	21-07-2021	62	118.1	46	98	6	12.9	1	2	-	-	223	374	244	506	16	63	3	6	2	6	603	1186			
22	22-07-2021	73	132.6	63	122.4	2	4.5	1	3.5	-	-	230	376	281	590	8	35	7	10	4	8	669	1282			
23	23-07-2021	78	134.2	59	109.8	3	4	-	-	-	-	243	373	284	579	18	76	5	7	3	9	693	1292			
24	24-07-2021	73	130.6	62	121.4	4	9	2	3	-	-	241	344	300	504	13	28	2	2	4	11	701	1153			
25	25-07-2021	65	143	44	90	-	-	-	-	-	-	167	278	181	385	5	16	1	2	2	6	465	920			
26	26-07-2021	79	135	51	107	2	4	-	-	-	-	234	400	277	620	11	28	1	2	3	12	658	1308			
27	27-07-2021	73	126.3	47	86.7	3	8	1	2	-	-	183	402	198	517	20	60	6	12	2	3	533	1217			
28	28-07-2021	75	121.4	62	111.6	1	2	1	2	-	-	211	356	256	475	3	8	3	6	5	11	617	1093			
29	29-07-2021	78	125.9	57	108.1	3	7.5	1	1.5	-	-	219	389	253	560	9	30	4	9	5	14	629	1245			
30	30-07-2021	66	112.2	47	89.8	1	2	1	3	-	-	216	350	263	535	19	72	8	16	7	15	628	1195			
<b>FINAL TOTAL</b>																						<b>BAG FINALTOTAL</b>				



BIO-MEDICAL WASTE MANAGEMENT (BMWM) COMMITTEE AIIMS RISHIKESH														MONTH - JULY		FINAL TOTAL						
REPORT BY M.J SOLANKI COMPANY																						
BIO-MEDICAL WASTE IS MANAGED AS PER GUIDELINES (NON-COVID+19 HOSPITAL AREAS)																						
(ALL WORKERS USED PPE & DISPOSED AS PER GUIDELINES)																						
Record of Biomedical waste collection (NON COVID+19 CODED AREAS) – AIIMS RISHIKESH																						
S. NO.	DATE	COVID						NON-COVID						CYTO	WHITE	BAG	W(kg)	NO.	W(kg)			
		YELLOW	RED	BLUE	WHITE	CYTO.	YELLOW	RED	BLUE	WHITE	CYTO	BAG	W(kg)							BAG	W(kg)	BAG
31	31-07-2021	64	110.2	46	82.3	3	7	1	2.5	-	213	338	266	528	9	25	8	15	5	12	615	1120
	TOTAL	2893	6125.6	1878	4062.5	124	288	38	80	0	5831	11521	6737	15344	446	1934	172	290	102	245	18221	39890



*[Signature]*  
 Signature  
 Manager (MJ Solanki)

*[Signature]*  
 Signature  
 Sanitary Inspector  
 AIIMS RISHIKESH

*[Signature]*  
 Signature  
 S.S.O  
 AIIMS RISHIKESH

*[Signature]*  
 Signature  
 Secretary (BMWM)  
 AIIMS RISHIKESH

*[Signature]*  
 Signature  
 Chairperson (BMWM)  
 AIIMS RISHIKESH

*[Signature]*  
 Prof. Binaya Kumar Bastia,  
 Medical Superintendent, Officiating  
 AIIMS Rishikesh





# BIO-MEDICAL WASTE MANAGEMENT (BMWM) COMMITTEE AIIMS RISHIKESH

REPORT BY M.J SOLANKI COMPANY

MONTH -AUGUST

**BIO-MEDICAL WASTE IS MANAGED AS PER GUIDELINES (NON-COVID+19 HOSPITAL AREAS)**

(ALL WORKERS USED PPE & DISPOSED AS PER GUIDELINES)

Record of Biomedical waste collection (NON COVID+19 CODED AREAS) – AIIMS RISHIKESH

S. NO.	DATE	COVID										NON-COVID										BAG FINAL TOTAL	W(kg)		
		YELLOW		RED		BLUE		WHITE		CYTO.		YELLOW		RED		BLUE		WHITE		CYTO					
		BAG	W(kg)	BAG	W(kg)	BAG	W(kg)	BAG	W(kg)	BAG	W(kg)	BAG	W(kg)	BAG	W(kg)	BAG	W(kg)	BAG	W(kg)	BAG	W(kg)			BAG	W(kg)
1	01-08-2021	68	142	47	87	-	-	-	-	-	-	174	278	195	388	2	11	-	-	-	-	2	5	488	911
2	02-08-2021	55	114.4	32	78.6	2	4	-	-	-	-	224	482	234	535	23	83	14	24	2	4	2	4	586	1325
3	03-08-2021	65	126.3	38	77.2	1	3.5	1	2	-	-	211	432	209	497	20	77	17	30	3	10	3	10	565	1255
4	04-08-2021	57	115.5	30	70.5	3	6	1	2	-	-	234	550	216	594	23	107	8	13	2	5	2	5	574	1463
5	05-08-2021	52	122	28	74	-	-	-	-	-	-	225	490	238	562	22	105	5	9	3	6	3	6	573	1368
6	06-08-2021	40	80.2	28	66.8	4	7.5	2	4.5	-	-	197	426	212	490	12	55	1	1	-	-	-	-	496	1131
7	07-08-2021	54	124.5	29	63	3	7.5	1	2	-	-	219	500	194	566	19	74	8	13	3	4	3	4	530	1354
8	08-08-2021	43	105	26	65	-	-	-	-	-	-	164	362	144	402	11	66	-	-	-	-	-	-	388	1000
9	09-08-2021	45	111.5	28	68.5	2	4.5	2	3.5	-	-	216	495	215	538	32	124	8	13	3	4	3	4	551	1362
10	10-08-2021	50	108.5	32	76.5	1	2	-	-	-	-	218	492	230	555	24	98	9	12	4	7	4	7	568	1351
11	11-08-2021	42	91.3	30	68.7	2	5.5	1	2.5	-	-	215	476	191	509	28	126	8	12	3	4	3	4	520	1295
12	12-08-2021	47	95.1	30	69.9	3	7.5	2	4.5	-	-	221	504	245	577	19	88	4	8	2	3	2	3	573	1357
13	13-08-2021	48	103	28	64	2	5	1	2	-	-	214	482	215	513	25	110	11	20	3	5	3	5	547	1304
14	14-08-2021	43	96	28	69	2	5	1	1	-	-	234	520	260	601	18	87	9	16	2	3	2	3	597	1398
15	15-08-2021	85	125	79	125	-	-	-	-	-	-	139	256	140	266	5	8	5	9	2	3	2	3	455	792
16	16-08-2021	53	99	35	57	4	9.5	2	4.5	-	-	251	448	283	682	22	60	2	4	3	5	3	5	655	1369
17	17-08-2021	54	80.7	34	73.3	2	3	1	2	-	-	231	440	260	649	19	73	11	18	3	4	3	4	615	1343
18	18-08-2021	50	83.2	36	64.8	6	13.5	1	2.5	-	-	233	407	254	625	4	10	8	15	5	11	5	11	597	1232
19	19-08-2021	57	97.3	30	64.7	4	7	2	5	-	-	243	445	291	666	35	95	6	10	4	7	4	7	672	1397
20	20-08-2021	45	77.5	34	60.5	1	2	-	-	-	-	154	283	150	298	3	10	8	16	5	10	5	10	400	757
21	21-08-2021	48	92.6	34	77.1	2	4.7	2	6.6	-	-	193	349	203	444	16	44	7	11	2	3	2	3	507	1032
22	22-08-2021	46	93	32	84	2	6	-	-	-	-	167	313	178	507	10	34	-	-	-	-	-	-	435	1037
23	23-08-2021	65	105.5	39	78.5	4	8	1	2	-	-	277	475	283	620	21	55	1	2	4	12	4	12	695	1358
24	24-08-2021	57	84.2	34	65.8	3	11	-	-	-	-	262	444	286	646	17	52	9	15	2	5	2	5	670	1323
25	25-08-2021	59	94	33	66	2	7	-	-	-	-	218	396	271	602	17	42	8	17	2	3	2	3	610	1227
26	26-08-2021	54	100.4	40	76.6	1	2	-	-	-	-	206	373	261	634	16	57	10	16	5	9	5	9	593	1268
27	27-08-2021	53	106.4	28	61.6	2	5	1	2	-	-	177	328	235	530	9	31	7	16	3	7	3	7	515	1087
28	28-08-2021	49	90.2	33	63.8	4	9.5	1	1.5	-	-	238	401	266	631	9	36	10	14	5	8	5	8	615	1255
29	29-08-2021	47	104	34	73	-	-	-	-	-	-	167	309	172	475	6	27	-	-	-	-	-	-	426	988
30	30-08-2021	58	97.7	32	62.6	16	39.7	4	8	-	-	224	398	263	620	21	65	10	21	4	6	4	6	632	1318





**BIO-MEDICAL WASTE MANAGEMENT (BMWM) COMMITTEE AIIMS RISHIKESH**

REPORT BY M.J SOLANKI COMPANY

MONTH -AUGUST

**BIO-MEDICAL WASTE IS MANAGED AS PER GUIDELINES (NON-COVID+19 HOSPITAL AREAS)**

**(ALL WORKERS USED PPE & DISPOSED AS PER GUIDELINES)**

Record of Biomedical waste collection (NON COVID+19 CODED AREAS) – AIIMS RISHIKESH

S. NO.	DATE	YELLOW		RED		BLUE		WHITE		CYTO.		YELLOW		RED		BLUE		WHITE		CYTO		BAG FINA TOTAL	NO.	W(kg)
		BAG	W(kg)	BAG	W(kg)	BAG	W(kg)	BAG	W(kg)	BAG	W(kg)	BAG	W(kg)	BAG	W(kg)	BAG	W(kg)	BAG	W(kg)	BAG	W(kg)			
31	31-08-2021	52	94.9	40	67.1	4	8.5	1	1.5	-	-	187	313	239	450	18	55	19	34	3	5	563	1029	
	TOTAL	1641	3160.9	1061	2220.1	82	194.4	28	59.6	0	0	6533	12867	7033	16672	526	1965	223	389	84	158	17211	37686	

Signature  
Supervisor

Signature  
Sanitary Inspector  
AIIMS RISHIKESH

Signature  
S.S.O  
AIIMS RISHIKESH

Signature  
Secretary (BMWM)  
AIIMS RISHIKESH

Signature  
Chairperson (BMWM)  
AIIMS RISHIKESH





# BIO-MEDICAL WASTE MANAGEMENT (BMWM) COMMITTEE AIIMS RISHIKESH

REPORT BY M.J SOLANKI COMPANY

MONTH -September

**BIO-MEDICAL WASTE IS MANAGED AS PER GUIDELINES (NON-COVID+19 HOSPITAL AREAS)**

**(ALL WORKERS USED PPE & DISPOSED AS PER GUIDELINES)**

Record of Biomedical waste collection (NON COVID+19 CODED AREAS) – AIIMS RISHIKESH

S. NO.	DATE	COVID										NON-COVID										CYTO	W(kg)		
		YELLOW		RED		BLUE		WHITE		CYTO.		YELLOW		RED		BLUE		WHITE		BAG	W(kg)			BAG	W(kg)
		BAG	W(kg)	BAG	W(kg)	BAG	W(kg)	BAG	W(kg)	BAG	W(kg)	BAG	W(kg)	BAG	W(kg)	BAG	W(kg)	BAG	W(kg)						
1	01-09-2021	48	99.6	33	63	2	5	1	2.4	-	-	196	343	229	500	22	80	4	9	2	4	537	1106		
2	02-09-2021	47	99	35	69	5	10	2	3	-	-	217	367	257	551	8	34	9	16	2	5	582	1154		
3	03-09-2021	35	83	29	58	3	6	1	2	-	-	177	298	209	460	15	39	7	13	5	9	481	968		
4	04-09-2021	43	86	41	73	5	10	3	4	-	-	205	318	243	507	2	7	7	13	3	8	552	1026		
5	05-09-2021	41	82	30	67	-	-	-	-	-	-	160	256	176	383	10	34	2	4	3	6	422	832		
6	06-09-2021	33	52	27	52	5	9	1	1	-	-	164	263	187	363	9	46	1	1	2	5	429	792		
7	07-09-2021	42	91	32	66	3	7	-	-	-	-	183	334	228	494	7	19	10	21	2	4	507	1036		
8	08-09-2021	37	84	33	72	4	7	-	-	-	-	187	324	238	515	18	67	2	4	4	8	523	1081		
9	09-09-2021	29	67	22	49	-	-	-	-	-	-	205	354	216	454	4	9	-	-	3	4	479	937		
10	10-09-2021	27	55	23	45	-	-	-	-	-	-	196	353	236	487	3	9	2	4	3	5	490	958		
11	11-09-2021	31	69	20	43	-	-	-	-	-	-	208	362	245	575	20	100	13	23	3	7	540	1179		
12	12-09-2021	26	56	20	35	4	10	-	-	-	-	170	318	174	383	7	21	-	-	4	7	405	830		
13	13-09-2021	35	59	48	77	3	4	-	-	-	-	271	473	320	678	11	24	-	-	3	4	691	1319		
14	14-09-2021	39	87	26	52	2	3	-	-	-	-	214	373	261	549	12	38	7	9	3	6	564	1117		
15	15-09-2021	30	66	22	43	-	-	-	-	-	-	212	396	261	535	7	13	2	3	3	5	537	1061		
16	16-09-2021	30	62	24	61	-	-	-	-	-	-	232	413	260	510	4	7	-	-	3	4	553	1057		
17	17-09-2021	37	84	33	79	-	-	-	-	-	-	222	494	250	532	5	30	-	-	2	4	549	1223		
18	18-09-2021	39	92	41	76	2	3	-	-	-	-	244	446	277	568	2	4	-	-	2	4	607	1193		
19	19-09-2021	31	76	32	72	-	-	-	-	-	-	201	456	171	429	9	48	2	2	2	3	448	1086		
20	20-09-2021	32	69	24	55	1	2	2	3	-	-	196	340	226	477	6	39	10	13	2	3	499	1001		
21	21-09-2021	31	60	23	46	1	2	-	-	-	-	200	329	244	499	5	18	12	12	4	6	520	972		
22	22-09-2021	40	98	35	70	-	-	-	-	-	-	197	325	240	490	5	15	4	7	3	4	524	1009		
23	23-09-2021	36	76	22	45	-	-	-	-	-	-	195	349	206	482	5	9	4	6	4	6	472	973		
24	24-09-2021	35	66	23	51	-	-	-	-	-	-	198	320	219	454	7	28	4	7	4	6	490	932		
25	25-09-2021	46	91	38	65	-	-	-	-	-	-	177	313	237	486	13	43	8	12	4	7	523	1017		
26	26-09-2021	39	79	39	75	-	-	-	-	-	-	182	416	203	454	10	50	-	-	2	5	475	1079		
27	27-09-2021	38	80	29	49	1	2	-	-	-	-	228	411	252	523	10	28	2	3	2	3	562	1099		
28	28-09-2021	41	97	40	95	1	3	1	1	-	-	187	320	233	484	11	41	9	10	4	8	527	1059		
29	29-09-2021	43	98	39	92	-	-	1	1	-	-	191	338	238	475	4	21	14	23	3	5	533	1053		
30	30-09-2021	40	95	35	89	-	-	-	-	-	-	197	326	225	473	17	51	-	-	3	8	517	1042		
<b>BAG FINA TOTAL</b>																						<b>NO.</b>	<b>W(kg)</b>		
<b>FINAL TOTAL</b>																						<b>NO.</b>	<b>W(kg)</b>		



**BIO-MEDICAL WASTE MANAGEMENT (BMWWM) COMMITTEE AIIMS RISHIKESH**

REPORT BY M.J SOLANKI COMPANY

MONTH -JULY

**BIO-MEDICAL WASTE IS MANAGED AS PER GUIDELINES (NON-COVID+19 HOSPITAL AREAS)**

(ALL WORKERS USED PPE & DISPOSED AS PER GUIDELINES)

Record of Biomedical waste collection (NON COVID+19 CODED AREAS) – AIIMS RISHIKESH

S. NO.	DATE	COVID												NON-COVID												BAG FINALTOTAL		FINAL TOTAL
		YELLOW		RED		BLUE		WHITE		CYTO.		YELLOW		RED		BLUE		WHITE		CYTO		NO.	W(kg)					
		BAG	W(kg)	BAG	W(kg)	BAG	W(kg)	BAG	W(kg)	BAG	W(kg)	BAG	W(kg)	BAG	W(kg)	BAG	W(kg)	BAG	W(kg)	BAG	W(kg)							
31																					0	0						
TOTAL		1101	2358.6	918	1884	42	83	12	17.4	0	0	6012	10728	6961	14770	268	972	135	215	89	163	15538	31191					

Signature  
BMW Supervisor

Signature  
Sanitary Inspector  
AIIMS RISHIKESH

Signature  
S.S.O  
AIIMS RISHIKESH

Signature  
Secretary (BMWWM)  
AIIMS RISHIKESH

Signature  
Chaiperson (BMWWM)  
AIIMS RISHIKESH





# BIO-MEDICAL WASTE MANAGEMENT (BMWM) COMMITTEE AIIMS RISHIKESH

REPORT BY M.J SOLANKI COMPANY

MONTH -October

**BIO-MEDICAL WASTE IS MANAGED AS PER GUIDELINES (NON-COVID+19 HOSPITAL AREAS)**

**(ALL WORKERS USED PPE & DISPOSED AS PER GUIDELINES)**

Record of Biomedical waste collection (NON COVID+19 CODED AREAS) – AIIMS RISHIKESH

S. NO.	DATE	COVID										NON-COVID										BAG FINALTOTAL	W(kg)
		YELLOW		RED		BLUE		WHITE		CYTO.		YELLOW		RED		BLUE		WHITE		CYTO			
		BAG	W(kg)	BAG	W(kg)	BAG	W(kg)	BAG	W(kg)	BAG	W(kg)	BAG	W(kg)	BAG	W(kg)	BAG	W(kg)	BAG	W(kg)	BAG	W(kg)		
1	01-10-2021	16	41	20	53	-	-	-	-	-	-	259	446	292	574	22	73	10	14	5	9	624	1210
2	02-10-2021	14	22	12	26	-	-	-	-	-	-	266	455	305	578	8	37	2	4	3	4	610	1126
3	03-10-2021	14	23	18	34	-	-	-	-	-	-	171	289	163	407	4	10	1	2	3	8	374	773
4	04-10-2021	12	11	13	28	-	-	-	-	-	-	225	347	255	462	12	25	3	6	5	9	525	888
5	05-10-2021	11	16	18	33	-	-	-	-	-	-	217	378	227	496	12	42	3	8	5	9	493	982
6	06-10-2021	11	19	18	34	-	-	-	-	-	-	219	351	248	508	17	54	8	10	4	6	525	982
7	07-10-2021	14	19	16	26	-	-	-	-	-	-	240	335	254	485	3	7	-	-	4	9	531	881
8	08-10-2021	13	22	16	38	-	-	-	-	-	-	239	410	274	528	8	31	2	2	4	6	556	1037
9	09-10-2021	9	19	16	39	-	-	-	-	-	-	255	568	232	567	19	84	8	15	4	8	543	1300
10	10-10-2021	12	16	11	27	-	-	-	-	-	-	176	301	190	457	2	5	-	-	2	3	393	809
11	11-10-2021	14	18	17	34	-	-	-	-	-	-	209	314	241	446	12	28	6	8	6	14	505	862
12	12-10-2021	15	21	16	29	-	-	-	-	-	-	208	311	261	489	10	21	4	6	6	12	520	889
13	13-10-2021	8	16	15	25	-	-	-	-	-	-	243	418	263	526	7	20	6	18	4	7	546	1030
14	14-10-2021	13	21	18	39	1	5	-	-	-	-	214	347	246	486	1	2	1	1	5	9	499	910
15	15-10-2021	5	6	11	22	1	2	-	-	-	-	178	253	208	410	4	10	-	-	6	12	413	715
16	16-10-2021	16	35	15	28	2	6	-	-	-	-	201	349	217	529	15	43	4	10	3	8	473	1008
17	17-10-2021	13	29	12	28	-	-	-	-	-	-	175	340	171	440	22	27	-	-	-	-	393	864
18	18-10-2021	8	16	10	24	3	8	-	-	-	-	241	408	266	488	18	43	2	2	3	8	551	997
19	19-10-2021	7	13	11	22	1	3	-	-	-	-	222	324	217	406	12	32	4	7	4	9	478	816
20	20-10-2021	13	20	12	22	-	-	-	-	-	-	204	367	233	516	14	51	15	26	2	3	493	1005
21	21-10-2021	11	19	14	38	-	-	-	-	-	-	209	352	236	493	12	41	6	13	-	-	488	956
22	22-10-2021	7	13	11	30	1	2	-	-	-	-	220	360	267	730	17	67	7	10	3	8	533	1220
23	23-10-2021	10	20	7	18	-	-	2	3	-	-	225	397	251	518	8	21	3	6	3	6	509	989
24	24-10-2021	13	25	11	23	3	6	-	-	-	-	220	383	235	452	4	7	1	2	2	4	489	902
25	25-10-2021	13	24	10	23	-	-	-	-	-	-	246	406	283	529	5	9	3	5	4	10	564	1006
26	26-10-2021	7	14	11	18	1	2	-	-	-	-	226	411	259	540	14	41	9	14	2	4	529	1044
27	27-10-2021	8	13	14	17	-	-	-	-	-	-	140	242	187	464	8	28	7	16	4	11	368	791
28	28-10-2021	10	16	11	25	-	-	-	-	-	-	217	371	239	610	11	44	5	7	4	9	497	1082
29	29-10-2021	8	14	16	43	-	-	-	-	-	-	222	409	274	594	16	42	14	16	4	13	554	1131
30	30-10-2021	8	14	12	27	-	-	-	-	-	-	203	355	245	576	10	38	7	11	5	11	490	1032





**BIO-MEDICAL WASTE MANAGEMENT (BMWWM) COMMITTEE AIIMS RISHIKESH**

REPORT BY M.J SOLANKI COMPANY MONTH -October

BIO-MEDICAL WASTE IS MANAGED AS PER GUIDELINES (NON-COVID+19 HOSPITAL AREAS)

(ALL WORKERS USED PPE & DISPOSED AS PER GUIDELINES)

Record of Biomedical waste collection (NON COVID+19 CODED AREAS) – AIIMS RISHIKESH

S. NO.	DATE	NON-COVID												BAG FINALTOTAL		FINAL TOTAL								
		COVID						NON-COVID						NO.	W(kg)									
		YELLOW		RED		BLUE		WHITE		CYTO.		YELLOW				RED		BLUE		WHITE		CYTO		
BAG	W(kg)	BAG	W(kg)	BAG	W(kg)	BAG	W(kg)	BAG	W(kg)	BAG	W(kg)	BAG	W(kg)	BAG	W(kg)	BAG	W(kg)	BAG	W(kg)	BAG	W(kg)			
31	31-10-2021	15	33	10	24	-	-	-	-	-	-	176	307	186	437	12	41	3	7	3	3	7	405	856
	TOTAL	348	608	422	897	13	34	2	3	0	0	6666	11304	7425	15741	339	1024	144	246	112	236	15471	30093	

Signature  
BMW Supervisor

Signature  
Sanitary Inspector  
AIIMS RISHIKESH

Signature  
S.S.O  
AIIMS RISHIKESH

Signature  
Secretary (BMWWM)  
AIIMS RISHIKESH

Signature  
Chaiperson (BMWWM)  
AIIMS RISHIKESH