

Invitation of Quotation
For
Consumable & Non-Consumable
At

All India Institute of Medical Sciences, Rishikesh

Issue Date : 14 July 2018,
Inquiry No. : F.No.32/490/2018(RIS)
Last Date of Submission : 20 July, 2018 at 05:00 PM.



All India Institute of Medical Sciences, Rishikesh

Virbhadrā Road, Rishikesh, Uttarakhand-249203.

Telephone: 0135-2462913 , Website : www.aiimsrishikesh.edu.in

Mail Id :- ao@aiimsrishikesh.edu.in

Invitation of Quotation for Dept. of Nursing College

Sealed Quotations are hereby invited by the undersigned on behalf of the Director, AIIMS Rishikesh for supply of Items for the Institute as per terms & conditions mentioned below. The filled quotations along with all the required document must reach in the office of the undersigned on or before 20.07.2018, 05.00 PM. The Envelope containing the quotation would please be sealed and super scribed as under:-

" QUOTATION For Department of Nursing College FILE NO. 32/490/2018(RIS) DUE ON 20.07.2018, 05.00 PM"

1. Terms & Conditions:

- A) The quotations received after this deadline & unsealed shall not be entertained under any circumstances whatsoever. In case of postal delay this Institute will not be responsible.
- B) Quotations must be in the enclosed prescribed Performa on the letter head of the firm duly signed by the Proprietor/ Partner/ Director or their authorized representative, In case of signing of quotation by the authorized representative letter of authorization must be attached with the quotation.
- C) Rates must be quoted as per the format specified Taxes extra if any must be written separately. The limit of file is under 2.5 Lakh.
- D) No overwriting or cutting is permitted in the rate. If found, the quotation shall be summarily rejected.
- E) The rates quoted must be valid for 60 days minimum from the date of opening of the quotation and silence of any tendered on this issue shall be treated as agreed with this condition.
- F) Becoming L1 will not be the criteria for awarding of purchase order unless the rates are reasonable & justified.
L1 will be decided on individual item basis.
- G) RTGS/NEFT details need to be furnished by the supplier with the quotation on the letter head of supplier/firm/agency.
- H) The firm/agency may satisfy the following conditions and attach self-attested copy of the same with the quotation:
 - Firm shall be registered with the Government of Uttarakhand/Central Govt.
 - **The firm shall have valid GST and IT PAN.**
 - **The firm should not be black listed by any Govt. Agency/Dept.**
- I) Quotations qualified by such vague and indefinite expressions such as "subject to prior confirmation", "subject to immediate acceptance" etc. will be treated as vague offers and rejected accordingly. Any conditional quotation shall be rejected summarily.

- J) The supplier may be asked to submit a sample of the product(s), which will be evaluated by a technical evaluation committee. The expenditure incurred for demonstrating the items will be borne by the supplier.
- K) **Delivery Period** – 15 days from issuing purchase order.
- L) **Liquidated Damage:** - If the supplier fails to deliver the material on or before the stipulated date, then a penalty at the rate of 0.5 % per week of the total order value shall be levied subject to maximum of 10% of the total order value.
- M) **Payment Terms:** Payment will be made only after satisfactorily delivery, commissioning and inspection of material by the AIIMS Rishikesh.
- N) **Disputes:** -In the event of any dispute or disagreement arising between the Supplier and any other department of AIIMS Rishikesh with regards to the interpretation of "Terms & Conditions" of this inquiry, the same shall be referred to the Director, AIIMS Rishikesh whose decision will be final and binding upon the Supplier.
- O) AIIMS, Rishikesh reserves the right to increase or decrease quantity and / or amount of work. Decision of Quantity of material in the AIIMS, Rishikesh will be final in this regard.
- P) AIIMS, Rishikesh reserves the right to reject any quotation or part or the whole of inviting quotation process without assigning any reason. Decision of the AIIMS, Rishikesh will be final in this regard.

Administrative Officer

Encl.: Annexure 1 (Format of Price Bid)

[On the letterhead of firm]

ANNEXURE - I
PRICE BIDFORM

To,
Administrative Officer, AIIMS,
Rishikesh.

Dear Sir,

1. I/We Submitted the quotation for Enquiry No. "QUOTATION FOR Nursing College AGAINST THE INQUIRY NO. FILE NO. 32/490/2018(RIS)" DUE ON 20.07.2018, 05.00 PM for Supply of following items at AIIMS Rishikesh".
2. I/We thoroughly examined, understood and accepted terms & conditions given in the enquiry document, failing which my quotation will be rejected out rightly.
3. I/We hereby offer to supply at the following rates.

S. No	Items	Make	Qty.	GST	Unit Price	Total Price
1.	Normal Birthing Simulator		01			
2.	Interval, Post-Abortion and post-partum intrauterine Device (IUD) Insertion Trainer		01			

Date _____
Place _____

Signature of Authorized Person) :- _____
(Name) _____
Name of Firm/Company/Agency _____
Phone No. _____
Email: _____


TECHNICAL SPECIFICATION BIRTHING SIMULATOR FOR

TRAINING OF STAGE 1 & 2 OF LABOUR

- The birthing simulator should be ideal for demonstrating the mechanics of various birthing positions and train skills including abdominal
- It can be used both as a hybrid instructor wearable model and as well as a tabletop model for demonstration and skills training.
- It should be ideal for in-situ team simulation and training respectful care with anatomically correct landmarks
- It should offer unique training features significantly more durable and easy to use and teach.
- It should also have pars made of durable water repellent fabrics, should require no lubrication during use, and should have passed durability test for 3000 deliveries.
- It should have realistically modelled pelvis bone structure to make it possible to identify the important landmarks in breech and shoulder presentations.
- It should be able to teach management of mal-presentations including breech and shoulder dystocia.
- It should have realistic fetal head, birth canal and pelvic floor facilitating natural rotation of the head as it descends.
- It should be supplied with cervix inserts of 4, 6, and 8cm dilatation and effacement for skill training on vaginal examination.
- Birthing simulator should have the facilities to train the following types of delivery
 - Fetal heart rate Monitoring
 - Vaginal delivery
 - Breech delivery
 - Vacuum delivery
 - Incomplete placenta

It should be supplied with the following

- Placenta umbilical cord and membranes
- 2 Ties for umbilical cord
- 2 pairs of gloves
- Fetoscope
- Urine catheter
- 20 ml syringe
- Fetal skull with fontanelles
- Cervix opening (4, 6 & 8 cm dilations)
- Newborn Baby
- Baby hat
- Two sheets to simulate towels
- Table clamp
- Carrying bag
- Directions for use


Prasuna Jelly
 Assistant Professor
 College of Nursing
 AIIMS, Rishikesh




- The newborn baby should be realistic and articulated manikin with fontanelles and anatomical landmarks.
- It should have a soft head allows for realistic attachment of vacuum for vaginal assisted delivery and creating a chignon effect.

TRAINING OF STAGE 3 OF LABOUR

1. It should be a birthing simulator designed for training both normal delivery and postpartum complications, including severe bleeding, uterine atony, and retained placenta.
2. It should be simple, non-electrical and highly realistic for training control of postpartum haemorrhage.
3. The system should be wearable for instructor to strap onto her/himself and shall manually control the amount of bleeding and the conditions of uterus.
4. It should be a birthing simulator used for practicing realistic and interactive scenario for normal and complicated births.
5. Together with Birthing model and a new born simulator can demonstrate:
 - a. Birth of single and multiple fetuses
 - b. Complications of normal delivery
 - c. Prevention, recognition, and management of postpartum haemorrhage, early postpartum management incl. uterine massage
 - d. Progress of labor, including fetal descent, rotation, and cervical effacement and dilatation
 - e. Abdominal palpation (Leopold's manoeuvre) for fetal position
 - f. Fetal malpresentation, breech (complete, frank, footling) birth
 - g. Prolonged second stage of labor, shoulder dystocia and cephalopelvic disproportion
 - h. Ritgen's manoeuvre
 - i. Umbilical cord prolapses, and umbilical cord wrapped around the fetus' neck
 - j. Placenta previa, partial and complete placenta and retention of parts of placenta
 - k. Active management of the third stage of labor, incl.-controlled cord traction and inspection of placenta
 - l. Immediate or delayed postpartum haemorrhage (1.5 L bleeding capacity in varying intensities)
 - a. Bimanual compression of the uterus
 - m. Atonic uterus
 - n. Cauterisation and rectal delivery of medication
 - o. Cutting and clamping of umbilical cord
 - p. Palpation of fetal fontanelles, suction of nose and mouth, bag-mask ventilation of newborn, newborn chest compressions, newborn vital signs, auscultation of newborn heart, and palpation of umbilical cord The Instructor shall control dilation of the placenta and fetal heart sounds.

Following clinical situations shall be trained

- Urine bladder catheterization
- Fetal heart rate Monitoring


Prasanna Jelly
 Assistant Professor
 College of Nursing
 AIIMS, Rishikesh



- Breech delivery
- Vacuum delivery
- Incomplete placenta
- Oxytocin injection
- Controlled cord traction

Simulator should compromise the following:

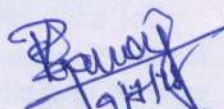
- Birthing simulator
- Placenta w/umbilical cord
- Blood concentrate
- Newborn Suction
- Fetal stethoscope
- Fluid collection tray
- Fluid drain
- Urine catheter
- 20 ml syringe
- Newborn skull with fontanelles
- Newborn Simulator
- Backpack
- simulation of birth cries, spontaneous breathing, palpable umbilical pulse and auscultation of heart sounds
- External umbilical cord and 2 umbilical ties
- Sheets to simulate towel Head cap
- Storage/carrying pouch
- Directions for use


Regulations and conformity requirements:

ISO 9001:2008; ISO 13485:2003; ISO140001

Environmental requirements

Operating temperature: +15°C to +40°C, operating humidity: 5 to 100% RH



Prasuna Jelly
Assistant Professor
College of Nursing
AIIMS, Rishikesh



SPECIFICATION of INTERVAL, POST-ABORTION AND POST-PARTUM INTRAUTERINE DEVICE (IUD) INSERTION TRAINER

It should be model which represents the uterus between pregnancies and immediately post-abortion. with accompanying essential instruments for IUD insertion.

1. The trainer should allow comprehensive IUD training at all the three main stages.
 - i) A simplified human anatomical model of a Postpartum Uterus after birth: It supports training in postpartum intrauterine device insertion, uterine balloon tamponade insertions and other postpartum uterus interventions.
 - ii) A simplified human anatomical model with both an interval uterus and a post-abortion uterus: It supports training for a variety of sexual and reproductive health interventions such as vaginal examinations, IUD insertion and removal, and for inspecting anteverted and retroverted position of the uterus
2. The Simulator should be supplied with
 - a) Instrument bag 1: PPIUCD Forceps, Sponge holding forceps, Sim's Speculum
 - b) Instrument bag 2: Sponge holding forceps, Vulsellum Forceps, Cusco's Speculum, Uterine sound, MVA Cannula, Artery Forceps
3. The uterus modules can be removed from the frame and be used as demonstration tools.
4. It can be used for a variety of interventions such as vaginal examinations, IUD insertion and removal, and family planning and menstrual hygiene counselling
5. The large uterus can be used as a post abortion uterus or a multi-parous uterus.
6. The small uterus can be used for IUD insertion and removal training on an interval or an early post-abortion uterus.
7. The uterus plate of model can be flipped to demonstrate different uterine angles.
8. The model can be used with a variety of reproductive health methods such as cervical rings and diaphragms.
9. Carrying case can be worn on the shoulder or converted into a backpack.


Prashna Jelly
Assistant Professor
College of Nursing
AIIMS, Rishikesh

